


Engine & Cooling	Fuel	Ignition	Electrical	Running gear	Torque settings	Capacities	Notes & Illustrations
------------------	------	----------	------------	--------------	-----------------	------------	-----------------------



Automotive Technical DATA BOOK

Click on one of the buttons above to view data for this car. To return to this screen and make another choice, click anywhere on the data screen.

MENU

HELP

Engine and cooling system S (2.9) S2C, S3C, S4C CAT 1990 to 1995

Type		BRC OHV
Capacity (cm ³) / number of cylinders		1779 / 3
Compression ratio / pressure	bar	9.0 / ≥12.4
Oil pressure	bar	1.0 [2.5]
Oil temperature	°C	80 to 90
Valve clearance - inlet	mm	0: Hyd.
- exhaust	mm	0: Hyd.
Firing order		1-4-2-5-3-6
No 1 cylinder position		FR
Thermostat opening temperature	°C	79 to 83
Radiator cap pressure	bar	1.0

Fuel system S (2.9) S2C, S3C, S4C CAT 1990 to 1995

Idle speed - manual [auto]	rpm	900±50
Fast idle speed - manual [auto]	rpm	—
CO @ idle speed [3000 rpm] - see page VI	%	≤0.3
HC @ idle speed [3000 rpm] - see page VI	ppm	≤200
CO ₂ @ idle speed [3000 rpm] - see page VI	%	—
O ₂ @ idle speed [3000 rpm] - see page VI	%	—
Carburettor / fuel injection		Ford
Type / ref		EEC-IV
Main jet / needle		—
Injection pressure	bar	—
Pump pressure	bar	2.7
Octane rating	RON	95[U]

Ignition system S (2.9) S2C, S3C, S4C CAT 1990 to 1995

Type		EEC IV
Ignition coil		Bosch. Femsa. Polmot
Primary resistance	ohms	0.72 to 0.89
Ballast resistor	ohms	—
Voltage - Tmnl 15(+) to earth	V	—
Distributor		Motorcraft
Points gap (air gap)	mm	—
Dwell angle	° (%)	—
Condenser capacity	µF	—
Rotation		Clockwise
Ignition timing - basic [static	° Crankshaft @ rpm	15 BTDC @ 900 ¹
V = Vacuum NV = No Vacuum		—
Total ignition advance	° Crankshaft @ rpm	—
	° Crankshaft @ rpm	—
	° Crankshaft @ rpm	—
Centrifugal check.	° Crankshaft @ rpm	Computer control
	° Crankshaft @ rpm	—
	° Crankshaft @ rpm	—
Vacuum range check	mbar	Computer control
Maximum vacuum advance	° Crankshaft	—
Spark plugs		Motorcraft/Champion
Type		AGRF32C1, AGRF42C1 / RC7YCC
Electrode gap	mm	1.00

Electrical system S (2.9) S2C, S3C, S4C CAT 1990 to 1995

Battery	V / CC / RC	12 / 630 / 125
Alternator voltage / full load current / engine rpm		13.7 to 14.6 / _ / 3000
Starter motor current / voltage - cranking	A / V	—
- locked	A / V	—

Running gear S (2.9) S2C, S3C, S4C CAT 1990 to 1995

Brakes -		
Front (min. friction material thickness)	mm	3.0
Rear (min. friction material thickness)	mm	1.5
Tyres		
Saloon	Size	205/60x15
Estate / Van	Size	—
Pressure - front / rear - Saloon	bar	1.5 / 1.5
- Estate / Van	bar	—
Front suspension / wheel alignment		
Toe-in (+) / Toe-out (-)	mm [°]	[+0.5°±0.25°]
Camber		+1°±0.25°
Castor		+3.5°±0.5°
King pin inclination		+13°
Rear suspension / wheel alignment		
Toe-in (+) / Toe-out (-)	mm [°]	[+0.25°±0.25°]
Camber		+1.25°±0.25°

Torque wrench settings S (2.9) S2C, S3C, S4C CAT 1990 to 1995

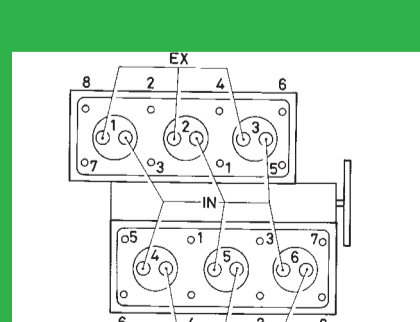

Cylinder head - stage 1	Nm	35 to 41
- stage 2	Nm	71 to 75
- stage 3	Nm	Wait 5 minutes
- stage 4	Nm	+ 90°
Big-end bearings	Nm	35 to 41
Main bearings	Nm	89 to 104
Clutch cover	Nm	18 to 20
Flywheel [driveplate]	Nm	65 to 71
Front hubs	Nm	274 to 315
Rear hubs	Nm	251 to 290
Wheel nuts / bolts	Nm	95
Spark plugs	Nm	30 to 40

Capacities S (2.9) S2C, S3C, S4C CAT 1990 to 1995

Engine oil & filter	litres	4.3
Gearbox - 4-speed [5-speed]	litres	1.3
Automatic transmission - refill	litres	—
Final drive	litres	1.4
Cooling system	litres	10.2
Fuel tank	litres	54.5

Notes and Illustrations

¹In service set mode 60 only

2936 cm³2936 cm³